

Lake Townsend Yacht Club

Tell Tales



April 2019



Upcoming Events

April 20	Work Day	Lake Townsend
April 25	Youth Services Sail	Lake Townsend
April 27	Let's Go Sailing, STEM*	Lake Townsend
April 28	Rescheduled Race Day	Lake Townsend
May 4	Instructor Orientation	Lake Townsend
May 5	Powerboat Day	Lake Townsend
May 11	MayDay Regatta	Lake Townsend
May 25	Wallflower (Social) Regatta	Lake Townsend
May 31 – June 2	42nd LTYC Mayor's Cup	Lake Townsend
May-August	Learn To Sail Classes	Lake Townsend

STEM = Science, Technology, Engineering and Math

OF IMMEDIATE INTEREST

Remember that qualified members may use Club boats at no charge. Here's what to do:

- Go to LTYC home page, laketown-sandyachtclub.com
- Scroll down to Scratch Sheet: Participation Signup. Click.
- Go to the headings at the bottom of the page.
- Scroll right or left to "2016-19 Club Boat Usage."
- First time? Check Usage Policy and follow instructions.
- Scroll down to 2019 and fill in the blanks.
- Club event? There's no launch fee!
- Not a club event? Pay lake launch fee or check in if you have a season pass.
- Go sailing!



LTYC members launch free on Club event days!

All other times:

- Pay the regular lake launch fee.
- If you have a season pass, just check in.

Bring Your PFD



This year you will **NOT** be able to borrow a PFD from the Marina office (policy change!)

Be sure to bring one for yourself and one for your crew or guest(s).

Correction

In the Cedar Key article in our March issue, the two gentlemen in this photo were mistakenly identified as Phil Leonard and Uwe Heine. We regret the error.



Stop the Presses!



April 28 Race Day!

From AnnMarie Covington

I am suffering from withdrawal symptoms due to lack of sailboat racing and I'll bet you are too!

We have decided to re-schedule the April 13 Saturday Series race to April 28. This is the day after Let's Go Sailing.

There's a scratch sheet set up, so sign up and come out!



Your help is needed...

for

Let's Go Sailing!

April 27

Skippers, crew, shore support (registration, assist on the dock, exhibits, food, launching, set-up and takedown).

Sign up on the scratch sheet! Be ready to sail at 11:00!

Use a Club boat—save bringing and rigging yours!

Questions? Contact Gail Walters lemheli1@gmail.com



It's fun!



A Note from the Commodore

The weather is finally getting warmer and the days are longer. Hooray! I hope you're able to get out in your sailboat and enjoy.

There are several items to catch you up on.

First, we had a **very productive meeting** with the Parks & Recreation city employees on April 1. We learned some good news about the replacement of the boards on the docks, a floating dock replacement, and repairs to the sidewalk near our race shed. But (isn't there always a catch?), the work will be completed in three phases over a couple of years depending on the availability of funding.

We also discussed the possible Capri replacement boats and gave the city three quotes for the RS Quest, which was selected after multiple boats were reviewed and sailed. We should know by the end of this month if and when the city will have funds to purchase these boats.

Gail Walters, Joleen Rasmussen, Ken Butler, Scott Bogue and I set up a booth for the **NC A&T College of Engineering Maker Faire** on April 5. It was a grand success and, like last year, the kids had the most fun making a tin foil boat and seeing how many washers the boat would float before sinking.

If you are available on Thursday, April 25 the city is sponsoring a Youth Services Day. About 40 kids are expected. Please bring your boat or use a club boat to take disadvantaged kids sailing. Please set up by 12:30 to be ready for the kids who will arrive at 1:30. Sign up on the Scratch Sheet!

And, please help us with **Let's Go Sailing** on Saturday, April 27. We need lots of boats, skippers and shore help. Gail Walters is heading up this event and needs your assistance. We will set up tables, chairs and canopies on Friday the 26th. If you want to set up your boat and launch it on Friday, please do. We need all skippers ready to take people out promptly at 11:00. Please sign up on the Scratch Sheet whether you will be sailing or on shore duty.

On to a new topic:

Here's something that I honestly never thought much about until recently: how **LTYC could not maintain our dues structure and member benefits without the City-provided benefits we enjoy.**

What we bring to the City, while it is quite a lot, is far less than what the City brings to us.

A. Here is how the Lake Townsend Yacht Club provides monetary and non-monetary benefits to the City of Greensboro:

1. Puts on community outreach events.
2. Brings out of town visitors to regattas.

continued next page

continued from page 4

3. Members pay launch fees on days with no club event scheduled: \$8 per launch (less if a sailor has a season pass).
4. Members pay dry slip storage fees at \$50 per month per boat: estimated 15 boats; \$750 per month.
5. Provides maintenance of City-owned sailboats, (limited) maintenance of the floating dock, and repairs/maintenance of the race building/sail building. A reasonable estimate of average annual time spent is 80 hours; at \$30 per hour, \$2400 annually.
6. Club provides sailing class instructors and assistants for Adult and Junior Learn To Sail week-long and weekend classes. Many students return to rent sailboats.

B. Here is how the City of Greensboro provides monetary and non-monetary benefits to LTYC:

1. Free dry storage for three powerboats, 13 sailboats, and the equivalent of one dry slip for the Club building: \$850 per month, \$10,200 per year. (All assigned paid slips are in use, with a waiting list.)
2. Free use of City-owned sailboats for LTYC classes, which bring in over half of LTYC's annual revenues: purchasing an equivalent new replacement fleet would cost \$3600 per Pico (\$21,600) and \$4000 per Aqua Finn (\$24,000, not considering any quantity discounts).
3. Free use of race equipment storage room with separate entrance (there is no room for race equipment in the Club building). An equivalent-sized building would cost about \$2800.
4. Free launch on days with club events: \$8 per launch, est. \$80-\$100 per event day (less if sailors have a season pass).
5. Free use of Shelter 10 (\$45 is normal rental): \$90 per month April-November, \$45 per month December/March; \$900 per year.
6. Free use of Marina classroom.

Think about it! and when you have the opportunity, take a minute and tell the marina staff or any visitors from the Parks and Recreation Department how much you appreciate what the City does for us.

Happy sailing!

Trish

High School Sailing Team Report

By Mark Hayes

The High School Sailing Team has been busy! After taking delivery of our new C420s late last year we have been learning to sail them competitively. Like the rest of the club, the weather has been iffy for us this spring. In fact, we were told after checking into our hotels in Norfolk that an invitational regatta we were attending was cancelled! But we are planning for a big May, with plans to race our C420s in the May regatta at Townsend and another invitational against Research Triangle Park High School Sailing Team in Raleigh on May 18, before wrapping up our spring season at the Mayor's Cup.

We wish to give a big THANK YOU to all those who have helped us, including volunteering to drive the coach boat for our practices and for loaning us trailers for our boats!

Please follow us on Instagram at [Itycsailingteam](https://www.instagram.com/Itycsailingteam), and of course, on facebook at www.facebook.com/laketownendyachtclub/



Soap + water + enthusiasm = clean boats!



Getting in a little early practice.

High School Sailing Team

Spring 2019 LTYC High School Sailing Team Schedule

- Weekly Practices: (Total of 16 practices) Mondays: 5 pm to 7 pm (10 practices) Saturdays: 9 am to 12 noon (6 practices)
- Regattas designated by * (2 away, 2 home; with options for additional)
- No practice over Memorial Day Weekend, May 25-27

May 11: Home Regatta LTYC Monthly Series*

May 18: Away Regatta RTP/LTYC Invitational—Lake Crabtree, Raleigh, NC*

May 20: Last Scheduled Practice

June 1-2: Home Regatta LTYC Mayor's Cup* (Last event of season)

Let's Go Sailing!



LTYC at the Maker Faire

This year's Maker Faire at North Carolina A&T, held at the Alumni-Foundation Event Center on campus, was part of NC A&T College of Engineering's fifth annual celebration of the North Carolina Science Festival.

We had such a good time last year that we decided to do it again this year. The faculty and staff are warm and welcoming, and the kids that come by to check out the boats and the "How Many Washers Can You Float?" contest are a hoot.

This year the Maker Faire showcased hands-on activities and demonstrations facilitated by faculty and students from the colleges of Engineering, Science and Technology, and Agriculture and Environmental Sciences. Broken out into separate

rooms at the Center, this year's STEM-focused sessions included 3-D printing, gaming technologies, advanced robotics and STEM in sailing. A new addition this year was the Innovation Station, a 41-foot-long mobile science, technology, engineering and mathematics lab and makerspace which unfortunately we were unable to visit.

The participants came from five different schools and ranged in age from elementary through high school, along with a small but enthusiastic group of home schoolers. Groups rotated through the activities, with each group getting about 20 minutes at each stop, and the competition was often fierce. That meant some fast boat-building for the washer-floating contestants!



Trish McDermott, Scott Bogue, and Joleen Rasmussen are ready for their first customer.




Scott Bogue and Ken Butler get ready for the next round of boatbuilders.

continued next page

LTYC at the Maker Faire

OK, just what is “washer floating”? Each contestant gets one 7” x 12” piece of aluminum foil, with the object being to turn this flimsy bit of metal into a boat that can float the greatest number of large metal washers. It looks easy, but it isn’t. A lot of clever thinking goes into each successful design.




Eighth-grader Mikhayah Johnson proudly displays her winning design!

This year the weather prevented LTYC from setting up sailboats outdoors so we brought in a scale model, correct in all the details. A large diagram identified the parts, and Joleen stood by to answer questions.



Dr. Kory Bennett of the School of Engineering tries his hand as Trish McDermott looks on.



Joleen Rasmussen stands by to answer questions about what makes a sailboat work.

April 13 Miss Piggy Regatta

Well...not exactly. Lake Townsend Yacht Club sailors are known to be hardy, braving cold, heat, rain, fog, zero wind, too much wind, low water, and high water, but steady rain and the high likelihood of thunderstorms kept 13 boats, 27 disappointed sailors and seven Race Committee off the water for the first race of the 2019 Saturday Series. It was particularly unfair of the weather to prevent first time PRO Ken Butler from leading the racing.

Not only that, but the planned April 14 Interclub with Carolina Sailing Club had to be postponed because of the prospect of yet more unsettled weather for Sunday.

But wait! There's more (not so good news). The High School Sailing Team's planned regatta in Norfolk was also cancelled.

But that's racing.



LTYC sailors and Race Committee wait, and chat, and study the weather on their smartphones.



Three boats wait patiently. Perhaps they're thinking that boats should get wet on the bottom, not on the top!

Continued on next page

April 13 Miss Piggy Regatta

Always ready to share his knowledge, Eric Rasmussen put on a seminar on Change of Course / Shorten Course signals and the applicable Racing Rules. He made good use of LTYC's new Change of Course board, a recent gift from Jerry Thompson, which has been nicely upfitted with reinforcements and handles by Phil Leonard.



Eric makes a point as AnnMarie Covington lends a hand.



The class paid close attention because course changes can lead to confusion.



But all was not lost! Long-time friend of LTYC Wanda Williams, ably assisted by griddleman Roc Croft, put on Breakfast for Lunch, a tasty meal of cinnamon, blueberry, and chocolate chip pancakes with sausage and sides. Of course, there was beer, which oddly enough tasted just fine with the 'cakes!

These social gatherings are one of the major benefits of LTYC. They're a time to discuss, learn, and just enjoy each other's company.

42nd Annual LTYC Mayor's Cup

May 31 - June 2, 2019
Lake Townsend Yacht Club
Greensboro, NC

NOTICE OF RACE

Lake Townsend Yacht Club, Greensboro, NC and Greensboro Parks and Recreation invite you to the 2019 Mayor's Cup Regatta located on Lake Townsend. Lake Townsend is a gem of a lake with minimal motorboat traffic and a great venue for the social events that accompany the regatta. Come join the fun!

For complete information use this link : <http://laketownsendyachtclub.com/racing/MayorsCup.asp>



Wendell Gundlach (L) and Steve Jones round a mark during last year's Mayor's Cup. (Linda Marsh photo)

Salena and Vicki



Salena Morgan and Vicki Bowles are two new sailors who recently went through sailing classes at LTYC and wanted to share their experience with everyone. Read their letters; it's bound to bring you a smile!

Salena says,

I love being on or in the water. Several years ago I went out on a sailboat with a friend and loved it. I had a desire to go again but no opportunity arose. Last year I found out at the beginning of the year that there were sailing lessons in Greensboro. Wow! Who knew? I would have never guessed this to be true. So, for my birthday I signed up for sailing lessons and off I went happily, smile in tow.

The first day of sailing class was so exciting for me and lots of fun. We got to tip boats over and get wet. The classroom instruction was great too and fed my growing curiosity and desire to learn how to sail. The instructors were very knowledgeable and easy to learn from.

Getting on the water for the first time alone in a sailboat was a little scary, but quickly I started to feel more comfortable and I was soon sailing away. I even really got a lot out of the sailboat on land with wheels. A great way to practice.

Overall, I was very pleased with the class. In fact, I enjoyed it so much I kept going to socials and race weekends for many months to come. I look forward to this year's season and getting back on the water. I want to thank all of you who were involved in making it happen.

Vicki says,

Lake Townsend Yacht Club has a fabulous adult sailing class. I learned of the program last year. I am from Raleigh and was at a meetup where a local sailing group was invited to meet the Carolina Sailing Club for their race practice. They were kind enough to let us ride on their boats to observe or help....if we knew something. I knew nothing :). It was so fun and energizing to watch the passion of these sailors. I wanted to learn more. One of the women, AnnMarie, told me if I wanted to learn more that the Lake Townsend Yacht Club in Greensboro had a great instruction program.

Continued next page

Salena and Vicki continued

I researched and signed up to take the Adult Learn To Sail class one weekend last summer. I was so impressed by the class. The people who put the class on are amazing. The instruction is all volunteer. From teaching, to trailering, to riding in the "skat" boat, to photography....these folks are so committed to sharing their love of sailing they volunteer their weekends and more.

Our class instruction was from the US Sailing "Learn Sailing Right Beginning Sailing" Book. We read a lot of terminology, saw pictures, saw some knots in the book, read about sailing, learned about capsizing. But for me it didn't sink in that quickly and frankly I was concerned I would not know any more when I got on the boat. Well, there was no reason to worry. We practiced all of this hands-on. And, it was fun! We did an actual capsizing drill where we flipped the boat and brought it back up. We practiced sail positions and terminology with the little wooden model boat. We tied and untied all sorts of knots. We did the rigging and unrigging on one or two types of boats and learned about sail storage. All of this was great!

But it wasn't until we got out in the boats on the water where it all came together. And if one had any doubts, this is where the passion of the instructors came in. They circled our boats, told us how to move the sails with the proper terminology so we could learn, they told us how to position the sail to go faster, they coached us on what side of the boat to be on windward, etc. They taught us about racing then they put out bouys and let us race.

We sailed Sunfish and Picos, one-person boats then on day two got to sail a larger two+ person boat, the Capri. I finished the class not only with book knowledge but also with practical experience and a good deal of confidence. I went back and took a friend to the end of summer "Women on the Water" sailing day. Very nice! I plan to go back this summer for the Sloop class.



Vicki Bowles. Look at that smile!

Want to learn more about sailing?

Here's how to get a crew spot.

Crewing for an experienced sailor is the best way to learn. You can crew during races held on the second (full weekend) Saturday of the month, on Sailing Savvy Sundays, or during our Social Sails, held on the fourth Saturday of each month April through September.

Here's how you do it: go to www.laketownsendyachtclub.com and click on Scratch Sheet: Participation Signup. Find the race date at the bottom and click on it. Scroll down to the green section titled "Available to Crew" and put your name and phone number and/or email in there.

Another way to get a crew spot is to show up on a race day, Sailing Savvy Sunday, or Social Sailing day. Come to the skippers' meeting, usually held at 11 a.m. and tell the group that you'd like to crew.

Name: Available to Crew	Contact Info	Come out early for an 11:00 participants meeting. Boat rigging tends to start around 9:30.	

A Quick Look at Some of the Benefits of Your Membership:

- * Monthly newsletter
- * Make new friends
- * Great food and adult beverages after sailing
 - * Mentors available to help you
- * Free use of city sailboats during LTYC events
 - * Free use of club sailboats
- * Free boat launching during club events
 - * Continuing education programs
 - * Yacht club reciprocity

Lake Townsend Yacht Club Board

Commodore: Trish McDermott ♦ ltyccommodore@gmail.com

Vice Commodore/Racing: AnnMarie Covington ♦ hobieone57@yahoo.com

Rear Commodore/Education: Joleen Rasmussen ♦ joleenrasmus-
sen@embarqmail.com

Treasurer: Mark Wise ♦ ltyctreasurer@gmail.com

Secretary: Nancy Torkewitz ♦ heynineteen1919@gmail.com

Equipment: Scott Bogue ♦ scott.aomci@gmail.com

Membership: Cathy Leonard ♦ cleonard864@triad.rr.com

Social: **OPEN – Need a volunteer!**

Publicity: **OPEN – Need a volunteer!**

Webmaster: Eric Rasmussen ♦ eric@lrcrafts.com

Mayor's Cup/Nominating/Past Commodore: Robert Bouknight ♦ rob-
ertb1958@gmail.com

Newsletter: Robert Uzzle ♦ newolderhouse2001@gmail.com

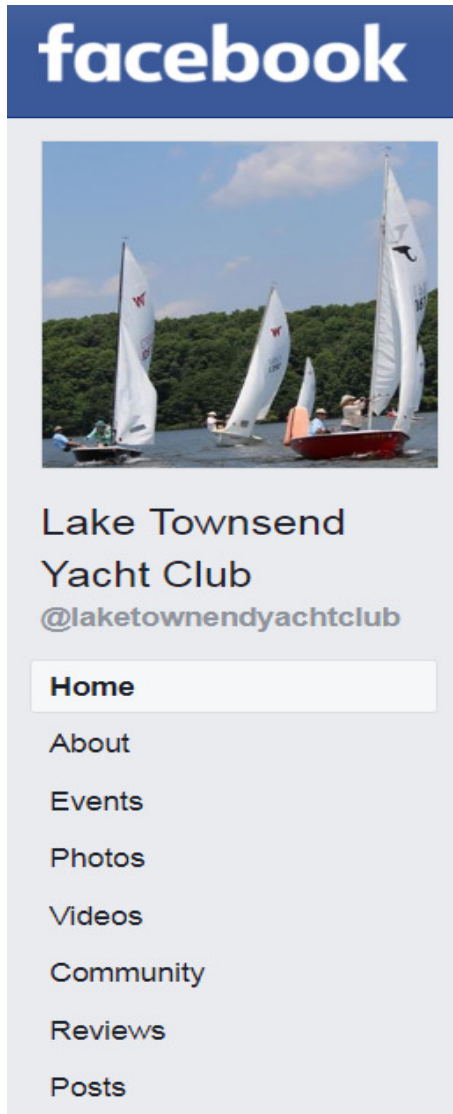
Social Media: JC Aller ♦ aller.jc@gmail.com

Let's Go Sailing / STEM: Gail Walters ♦ lemheli1@gmail.com

- * **You don't have to be a board member to help out. Everything this club does is done by volunteers. Please contact the individual board members to see how you can contribute.**

Thanks for making LTYC the best!

Board meetings are open to all members. They are held the first Thursday of each month at 6:00. Watch for location!



Please Like LTYC on facebook

- Check in at LTYC on facebook
 - Tag us
 - Write an endorsement for LTYC
 - Like LTYC on the "Like" page
 - Post a review of LTYC on FB
- If you need help to post pictures or a video on our page, please contact JC Aller at aller.jc@gmail.com

Next newsletter deadline: May 10, 2019

Buy - Sell - Want to Buy

Boats-Equipment-Accessories – Ads run for 3 months. If not renewed by the seller, they are deleted.

newsletter@laketownsendyachtclub.com

1979 Boston Whaler Harpoon 4.6 Sailboat \$2950

Includes 1984 Long heavy duty trailer which has buddy bearings, new winch, new tongue jack with wheel, spare tire. One year old Sailor’s Tailor boat cover can be used with mast up or down. Sails include main and jib.

New main sheet ratchet block and cam cleats. Motor mount on boat stern.

In the past, this was the US Sailing training boat for new sailors. Very easy to sail and comfortable for a parent and children.

Contact Stephanie Taylor at (336) 209-0328 for additional information. 4/19

Trapeze Harness Needed

Wanted - A used but in good shape harness to use on my Flying Dutchman sailboat. Please contact Robert Uzzle at newolderhouse2001@yahoo.com. 2/19

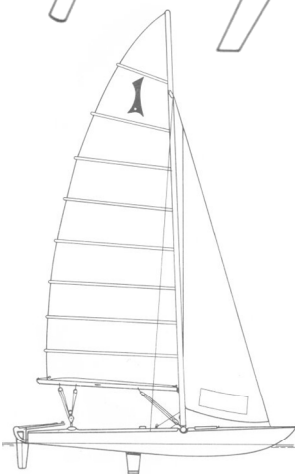
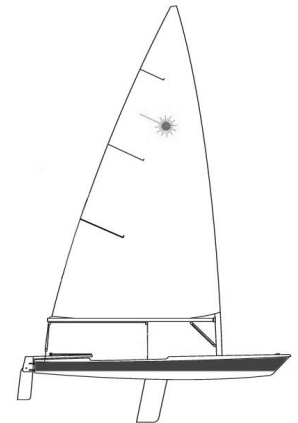

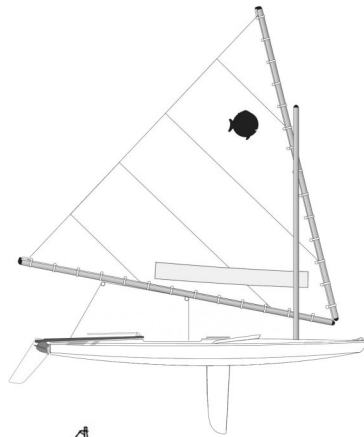
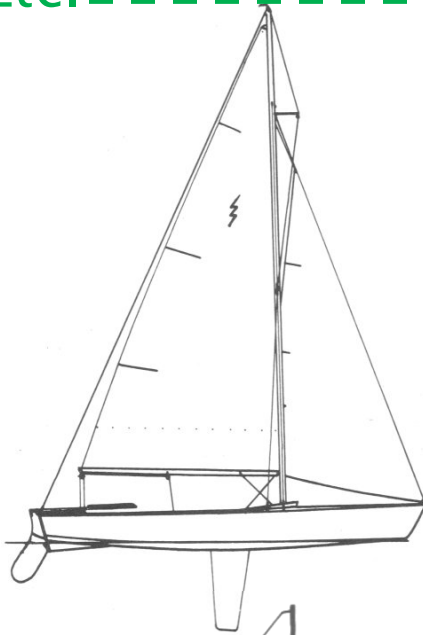
WAYFARER 16 MARK I - MAHOGANY/FIBERGLASS HYBRID, SAIL # 2324 (\$3500)

“The Beedlebaum”, a 1972 Wayfarer 16 Hybrid, has upper works, centerboard and rudder of mahogany and a spruce mast. The boom is anodized aluminum and her hull is full fiberglass. The mainsail and genoa are like-new North Sails, with reefing points, very lightly used. It comes with a 2002 Load-Rite bunk-type trailer with working lights, equipped with 12" X 4" tires. A canvas twill tent cover by Hans Gottschling is included. The sale also includes fenders, PFDs, extra lines and parts, shrouds, an anchor, and an older working set of sails with storm jib and a spinnaker with pole, sheets and hardware. The foredeck was refinished two years ago; there are some spots of blistered varnish here and there that will require routine maintenance.

The boat is ready to sail. I have the full documentary trail for the boat through the years, including the original owner’s manual! A move to landlocked Texas means that she deserves another family who can appreciate and create new memories with her.

Please contact Bryan Giemza - bgiemza@gmail.com - (919) 418 0761 for photos and to ask questions. Thanks!

Etc.-----



Boat-spotters! All these boats sail Lake Townsend. Do you know what they are?

